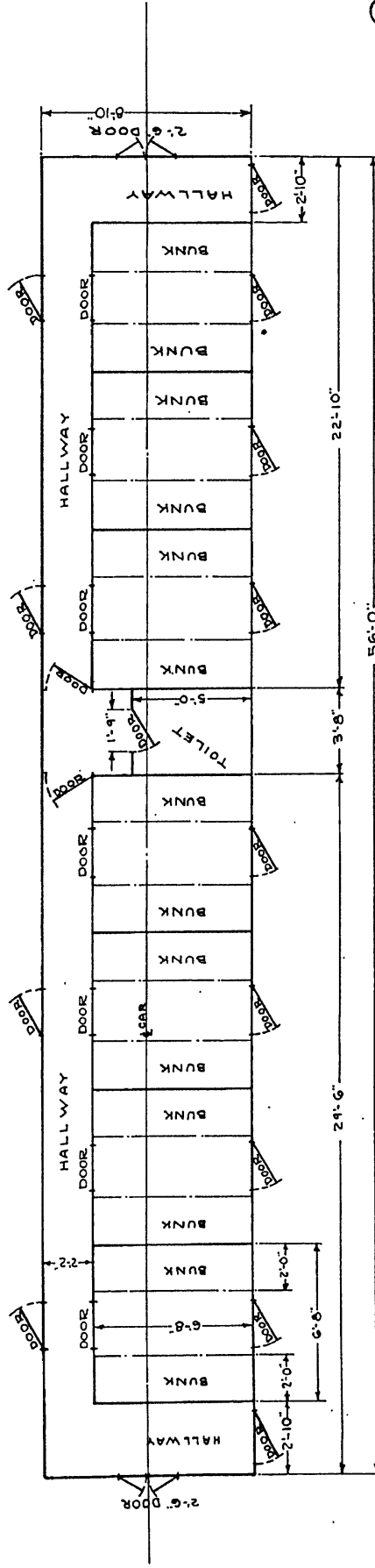


OLD NUMBER 59232

MOBILE RAILWAY SHOP CARS
BUNK CAR

U.S.A. No. B-109
TRAIN NO. 2



(71)

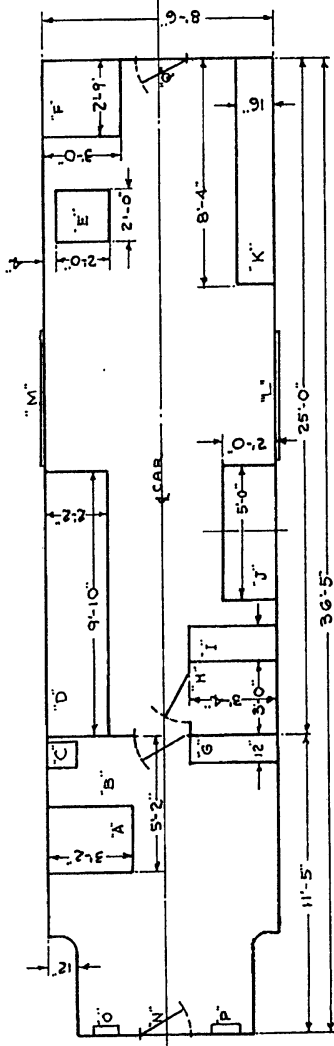
NOTE: ROOMS 6'-6" EACH. PETITIONED FOR 2 BUNKS EACH SEVEN ROOMS AT END OF CAR 2'-6". OTHER DOORS 2'-0".

GAUGE	4'-8 1/2"	TYPE OF BRAKES	AIR & HAND BRAKE
INSIDE DIMENSIONS	56'-0"	TYPE OF COUPLERS	HOOK & LINK
LENGTH	8'-10"	BUILDER	ITALIAN
WIDTH			
HEIGHT			
OVERALL LENGTH OVER SILLS	56'-6"		
OVERALL LENGTH OVER BUFFERS	60'-6"		
WIDTH AT END OF SILLS	9'-8"		
EXTREME WIDTH	10'-6"		
OVERALL HEIGHT FROM RAIL TO ROOF	10'-6"		
EXTREME HEIGHT	12'-6"		
NUMBER OF AXLES	4		
WHEELS	38"		
SIZE OF JOURNALS	5"x10"		

U.S.A. No. K-110
TRAIN NO. 2

MOBILE RAILWAY SHOP CARS
KITCHEN CAR

OLD NUMBER 90212



- A-CABINET
- B-SEAT
- C-TABLE
- D-TABLE
- E-TABLE
- F-TABLE
- G-PIGCON HOLE RACK
- H-LATRINE
- I-SHELVES (3)

- J-DOUBLE SINK
- K-SHELVES (3)
- L-9'-0" CLEAR OPENING - SLIDING DOOR
- M-2'-0" SWINGING DOOR
- N-FOLDING SEAT
- O-FOLDING SEAT
- P-2'-0" SWINGING DOOR

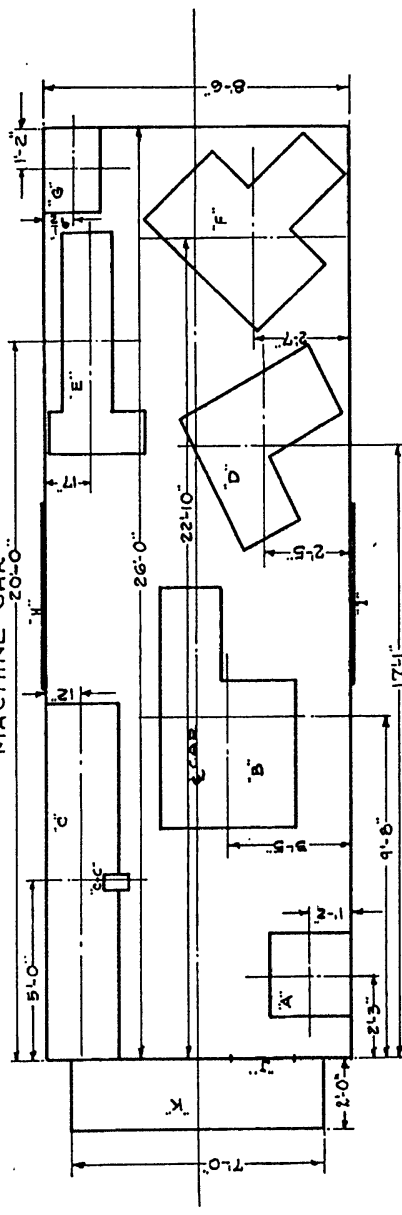
(72)

GAUGE	4'-8 1/2"	TYPE OF BRAKES	AIR & HAND
INSIDE DIMENSIONS		TYPE OF COUPLERS	HOOK & LINK
LENGTH	36'-5"	BUILDER	ITALIAN
WIDTH	8'-6"		
HEIGHT			
OUTSIDE DIMENSIONS			
OVERALL LENGTH OVER SILLS	37'-0"		
OVERALL LENGTH OVER BUFFERS	42'-2"		
WIDTH AT END SILLS	9'-5"		
EXTREME WIDTH	10'-5"		
OVERALL HEIGHT FROM RAIL	10'-6"		
TO ROOF	12'-6"		
EXTREME WIDTH			
NUMBER OF AXLES	2		
WHEELS	38"		
SIZE OF JOURNALS	5"X10"		

OLD NUMBER 566-417

MOBILE RAILWAY SHOP CARS
MACHINE CAR
20'-0"

U.S.A. No. MW-111-M
TRAIN NO. 2



- A-6" GRINDER-DUAL WHEEL
- B-14" STROKE HAMMER
- C-WORK BENCH 10'-2" X 2'-0"
- D-MILLING MACHINE (PLAIN)
- E-16" LATHE
- F-MILLING MACHINE (VERTICLE)
- G-WORK BENCH 2'-4" X 1'-7"
- H-SLIDING DOOR 5'-0" CLEAR OPENING
- I- " " " 1'-9" " "
- J- " " " 1'-9" " "
- K-OUTSIDE PLATFORM (COVERED)

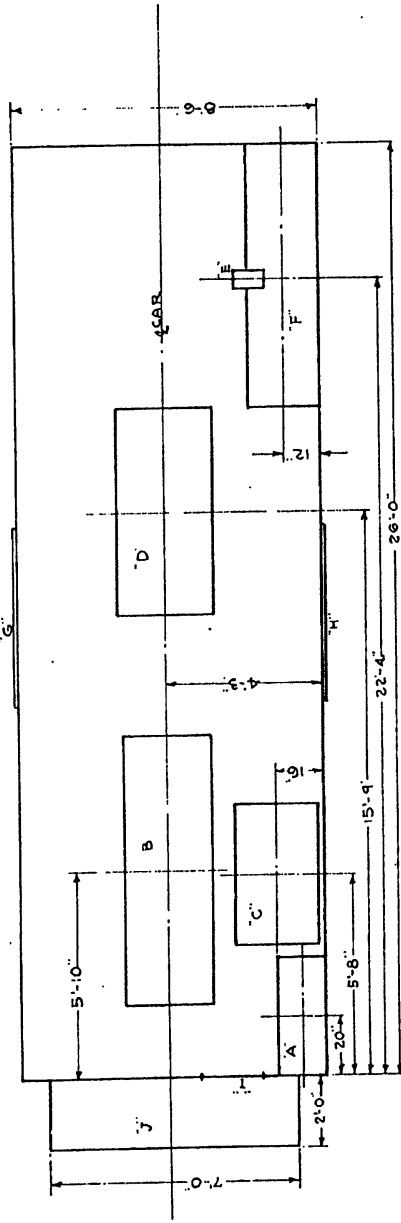
(73)

GAUGE	4'-8 1/2"	TYPE OF BRAKES	AIR & HAND
INSIDE LENGTH	16'-0"	TYPE OF COUPLERS	HOOK & LINK
WIDTH	8'-6"	BUILDER	ITALIAN
HEIGHT			
OUTSIDE DIMENSIONS			
OVERALL LENGTH OVER SILLS	28'-11"		
OVERALL LENGTH OVER BUFFERS	32'-6"		
WIDTH AT END OF SILLS	9'-0"		
EXTREME WIDTH	9'-8"		
OVERALL HEIGHT FROM RAIL	10'-9"		
TOROF	12'-0"		
EXTREME HEIGHT			
NUMBER OF AXLES	2		
WHEELS	58		
SIZE OF JOURNALS	5' X 10"		

U.S.A. No. MW 112-1
TRAIN NO. 2

MOBILE RAILWAY SHOP CARS
GENERATOR CAR

OLD NUMBER 506-581



- F-WORK BENCH 7'-4" X 2'-0"
- G-SLIDING DOOR 5'-0" CLEAR OPENING
- H-1'-9"
- J-PLATFORM (COVERED)

- A-FUEL TANK FOR POWER PLANT
- B-POWER PLANT 30 KW
- C-CAPACITOR PRESSOR 85 LB. PRESSURE
- D-CAPACITOR PRESSOR 85 LB. PRESSURE
- E-6" VISE

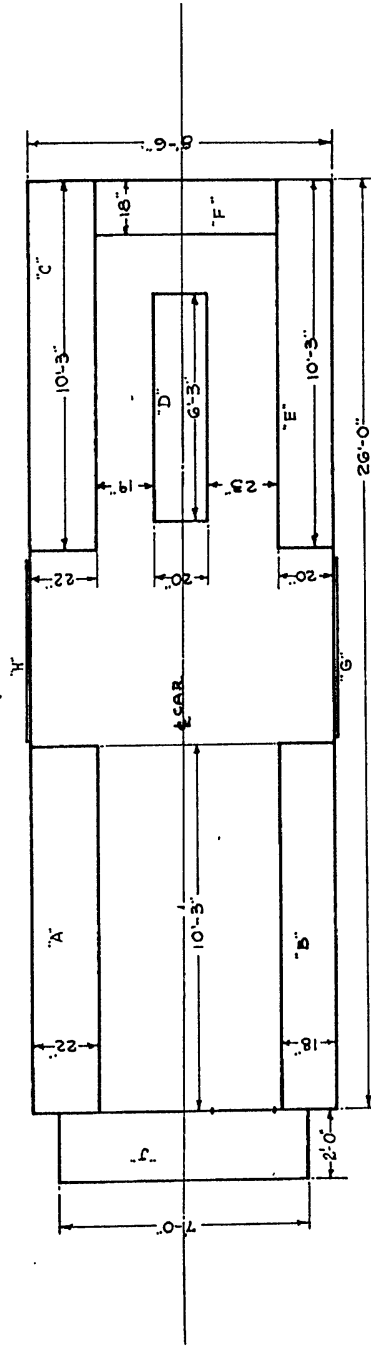
(74)

Gauge Dimensions	4'-8 1/2"	Type of Brakes	AIR & HAND
Length	2'-2"	Type of Couplers	HOOK & LINK
Width	8'-6"	Builder	ITALIAN
Height			
Outside Dimensions			
Overall Length Over Sills	28'-11"		
Overall Length Over Buffers	32'-6"		
Width at End of Sills	9'-0"		
Extreme Width	9'-8"		
Overall Height From Rail	10'-9"		
To Roof	12'-0"		
Extreme Height			
Number of Axles	2		
Wheels	38"		
Size of Journals	5'-10"		

U.S.A. No. MW-113-S.
TRAIN NO. 2

MOBILE RAILWAY SHOP CARS
STORE ROOM & TOOL CAR

OLD NUMBER 566-403



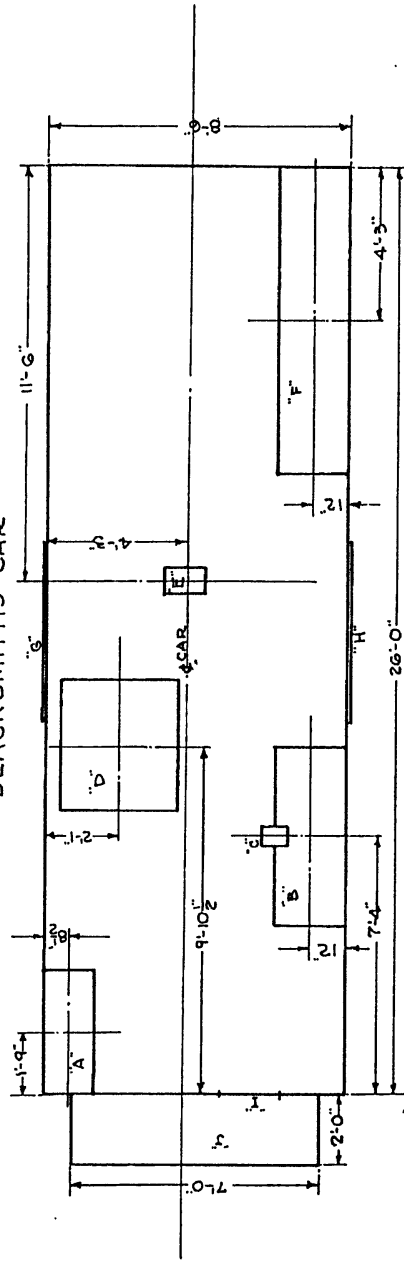
- A- 2 SHELVES
- B- 5 SHELVES
- C- 5 SHELVES
- D- 5 SHELVES
- E- 5 SHELVES
- F- 5 SHELVES
- G- SLIDING DOOR 5'-0" CLEAR OPENING
- H- " " " 1'-9"
- I- " " " 1'-9"
- J- OUTSIDE PLATFORM (COVERED)

GAUGE	4'-8 1/2"	TYPE OF BRAKES	AIR & HAND
INSIDE DIMENSIONS	26'-0"	TYPE OF COUPLERS	HOOK & LINK
LENGTH	8'-6"	BUILDER	ITALIAN
WIDTH			
HEIGHT			
OUTSIDE DIMENSIONS			
OVERALL LENGTH OVER SILLS	28'-11"		
OVERALL LENGTH OVER BUFFERS	32'-6"		
WIDTH AT END OF SILLS	9'-0"		
EXTREME WIDTH	9'-8"		
OVERALL HEIGHT FROM RAIL	10'-9"		
TO ROOF	12'-0"		
EXTREME HEIGHT	2		
NUMBER OF AXLES	38"		
WHEELS	5'x10"		
SIZE OF JOURNALS			

OLD NUMBER 186-4.04

MOBILE RAILWAY SHOP CARS
BLACKSMITHS CAR

U.S.A. No. MW-114-B
TRAIN NO. 2



- A-4 SHELVES FOR MISC. USE
- B-METAL WORK BENCH 8'-6" X 2'-0"
- C-G VISE
- D-FORGE WITH ELECTRIC BLOWER
- E-LARGE ANVIL MOUNTED ON BASE
- F-WORK BENCH 8'-6" X 2'-0"
- G-SLIDING DOORS 5'-0" CLEAR OPENING
- H-1'-9"
- I-OUTSIDE PLATFORM (COVERED)

(76)

GAUGE	4'-8 1/2"	TYPE OF BRAKES	AIR & HAND
INSIDE DIMENSIONS		TYPE OF COUPLERS	HOOK & LINK
LENGTH	26'-0"	BUILDER	ITALIAN
WIDTH	8'-6"		
HEIGHT	28'-11"		
OUTSIDE DIMENSIONS			
OVERALL LENGTH OVER SILLS	32'-6"		
OVERALL LENGTH OVER BUFFERS	41'-0"		
WIDTH AT END OF SILLS	9'-8"		
EXTREME WIDTH	10'-9"		
OVERALL HEIGHT FROM RAIL	12'-0"		
TO ROOF			
EXTREME HEIGHT			
NUMBER OF AXLES	2		
WHEELS	38"		
SIZE OF JOURNALS	5' X 10"		